

# ALCOHOL & DRUG USE

Alcohol-related deaths are the fourth leading cause of death in Wisconsin only behind heart disease, cancer, and stroke. Wisconsin tops the nation in wasted lives, harm, and death associated with its drinking culture.

## Cost of Excessive Alcohol Use

(Lost Productivity, Health Care, Criminal Justice System, Vehicle Crashes)

### Vilas County

\$18.1 Million Total Economic Cost  
\$844 per Resident

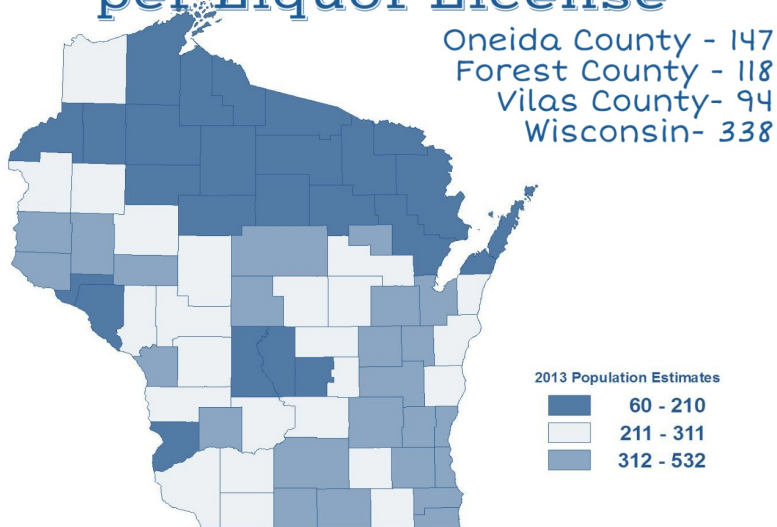
### Oneida County

\$38.1 Million Total Economic Cost  
\$1,062 per Resident

### Forest County

\$10.1 Million Total Economic Cost  
\$1,175 per Resident

## Number of Residents per Liquor License



## Community Data

It was the general consensus among all three counties that the use of "Other Illegal Drugs" and the abuse of Over-the-Counter/Prescription Drugs is a **MODERATE** problem.



Average number of drinks consumed per "occasion":

| Forest |      | Oneida |      | Vilas |      |
|--------|------|--------|------|-------|------|
| M      | F    | M      | F    | M     | F    |
| 3.66   | 2.64 | 2.69   | 2.24 | 2.45  | 2.18 |

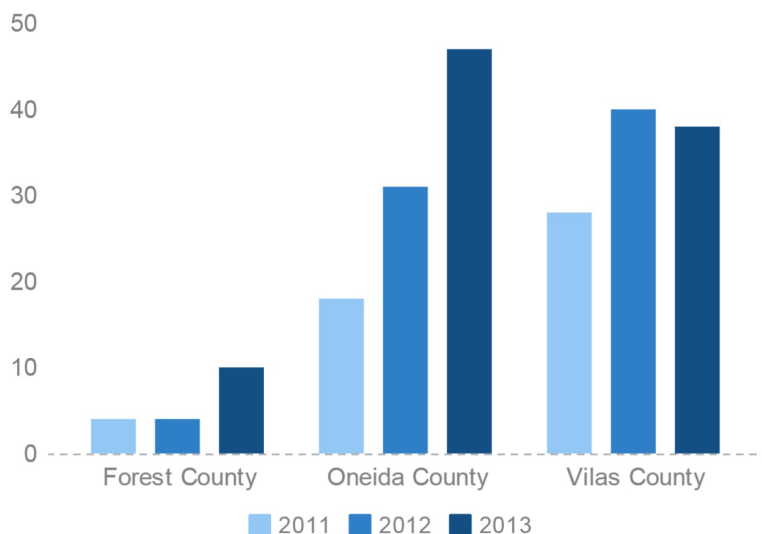


Binge drinking is defined as having 4 or more drinks in one session for females and 5 or more drinks in one session for males.

Average occasion of binge drinking in the past 30 days:

| Forest |      | Oneida |      | Vilas |      |
|--------|------|--------|------|-------|------|
| M      | F    | M      | F    | M     | F    |
| 3.68   | 2.95 | 6.00   | 2.64 | 5.10  | 3.00 |

## Arrests for Drug Sales

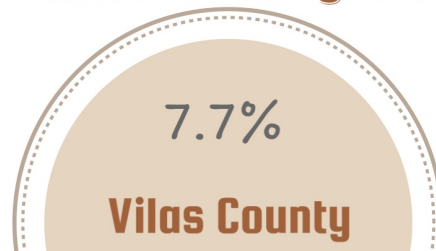
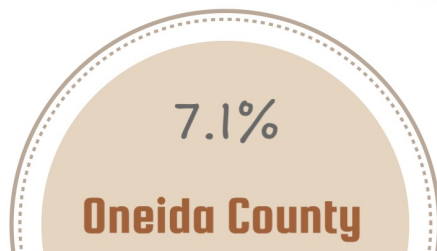



1 WI DHS Healthiest Wisconsin 2020  
2. Black PD, Paltzer JT. The Burden Of Excessive Alcohol Use in Wisconsin. University of Wisconsin Population Health Institute, February 2013  
3. Wisconsin Department of Revenue, Wisconsin Liquor Licenses (2013-2014)  
4. Wisconsin Department of Justice, Wisconsin Justice Information Center, Office of Justice Assistance, Arrests in Wisconsin (2004-2014).

# Chronic Disease Prevention & Management

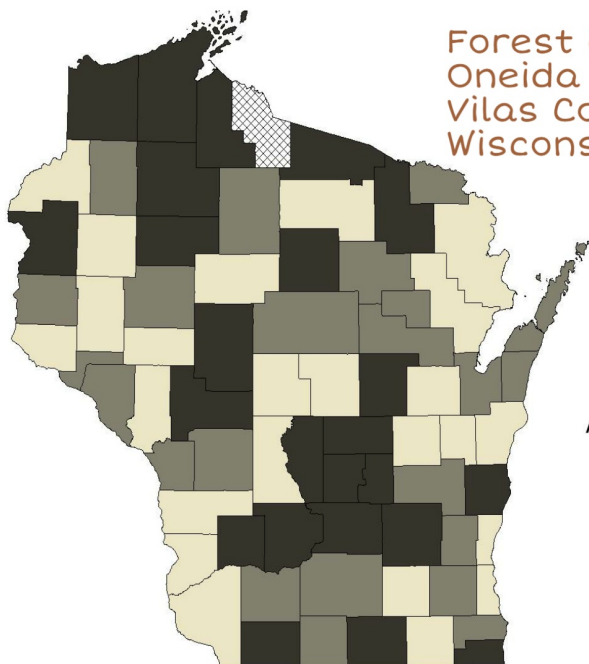
Currently, seven of the ten leading causes of death in Wisconsin and the United States as a whole, are due to chronic diseases, accounting for approximately 2 out of every 3 deaths annually. In addition, over 80 percent of the \$2 trillion spent on health care in the United States each year goes toward treatment of chronic diseases.

## Prevalence of Diabetes in the Northwoods Wisconsin Average: 7.6%



## 2009-2013 Mortality Rate for Colon Cancer

Forest County - 17.6  
Oneida County - 15.7  
Vilas County - 18.0  
Wisconsin - 14.3



## 2009-2013 Mortality Rate for Ischemic/Coronary Heart Disease

117.0      111.6      124.5      103.4

**Forest County**      **Oneida County**      **Vilas County**      **HP 2020 Target**

per 100,000 population

## Community Data

### Top 5 Most Important Health Issues

#### Forest

- Drug Abuse
- Alcoholism
- Overweight
- Cancer
- Diabetes

#### Oneida

- Overweight
- Alcoholism
- Drug Abuse
- Mental Illness
- Cancer

#### Vilas

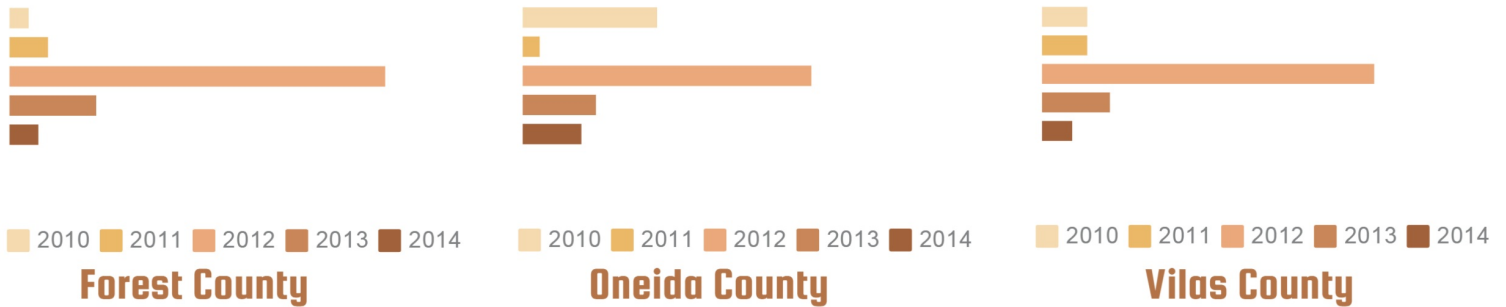
- Alcoholism
- Drug Abuse
- Overweight
- Cancer
- Diabetes

1 WI DHS Healthiest Wisconsin 2020  
3. Wisconsin Department of Health Services (WISH)  
4. Wisconsin Department of Health Services, Center for Disease Control

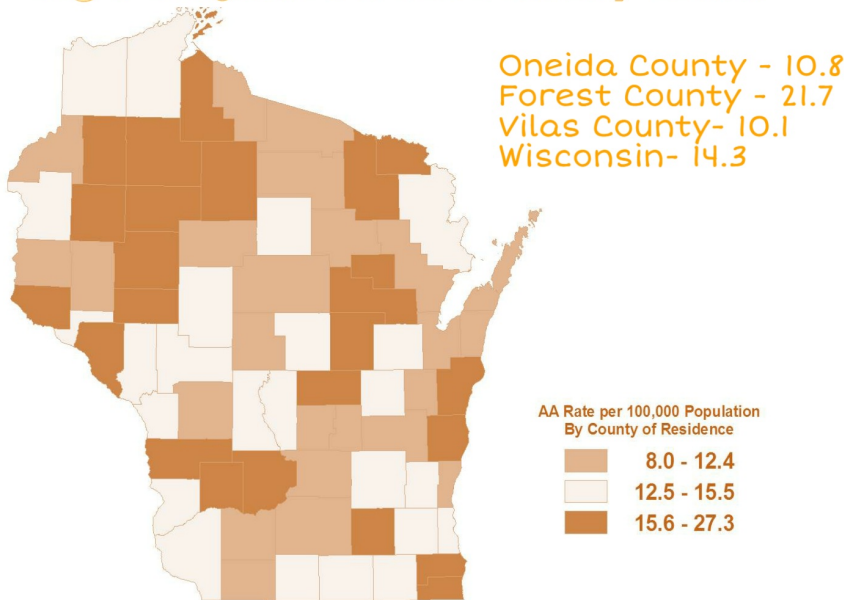
# Communicable Disease

Communicable disease prevention and control is the cornerstone of public health. Waves of severe illness and death due to communicable diseases have occurred throughout history, including smallpox prior to its eradication and the massive waterborne outbreak of cryptosporidiosis in Milwaukee during 1993. Advancements in clean water, refrigeration and the development of safe, effective vaccines have greatly decreased such threats; however, common diseases still cause outbreaks and new communicable diseases emerge.

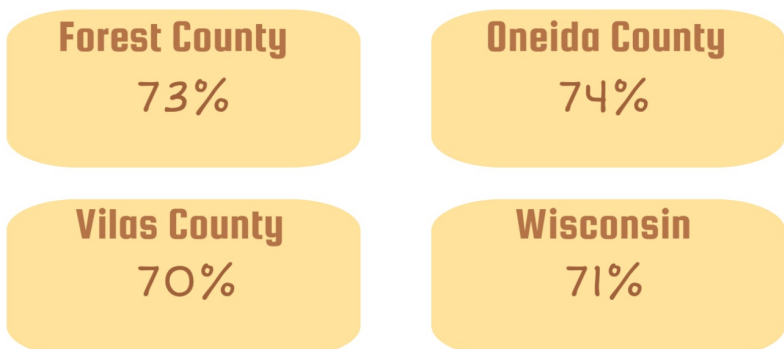
## Pertussis (Whooping Cough) Trends



## Influenza Pneumonia Age-Adjusted Mortality Rate



## 2014 Complete Immunization Coverage by 24 Months of Age



## Community Data

Reasons that keep our community members from always visiting a doctor:



### Forest

1. No barriers
2. The problem was minor so I treated myself
3. The cost of medical care

### Vilas

1. No barriers
2. The problem was minor so I treated myself
3. The cost of medical care

### Oneida

1. The cost of medical care
2. No barriers
3. The problem was minor so I treated it myself

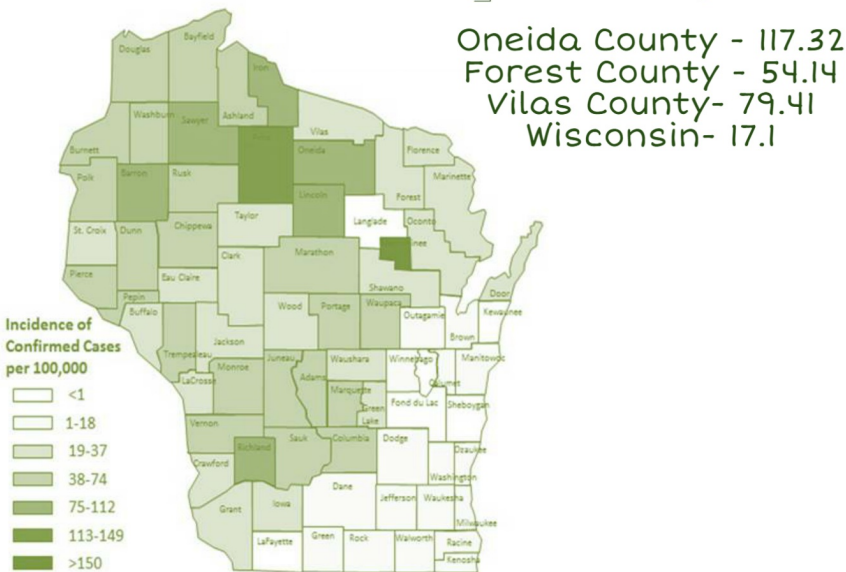
# Environmental and Occupational Health

More and more clear associations and linkages are emerging to demonstrate the ways human health is affected by the environments where people live and work. The air we breathe, water we drink, communities where we live and food we eat are increasingly recognized as underlying determinants of health.

## 2010-2015 Foodborne & Waterborne Diseases

|                 | Forest County | Oneida County | Vilas County |
|-----------------|---------------|---------------|--------------|
| Campylobacter   | 10            | 45            | 16           |
| Salmonellosis   | 8             | 30            | 7            |
| Cryptosporidium | 9             | 24            | 14           |
| Giardia         | 11            | 61            | 39           |

## 2014 Lyme Disease Incident Rate per 100,000



## 2009-2011 Rate for Emergency Department Visits for Asthma

|               |                 |
|---------------|-----------------|
| Forest County | 32.9 per 10,000 |
| Oneida County | 33.0 per 10,000 |
| Vilas County  | 50.3 per 10,000 |
| Wisconsin     | 37.8 per 10,000 |

## Community Data

Percentage of people who have heard, seen or read information about preparing for an emergency

Oneida County - 60%  
 Forest County - 63%  
 Vilas County - 52%

Percentage of people who have prepared for an emergency by assembling an emergency kit with medical supplies

Oneida County - 45%  
 Forest County - 44%  
 Vilas County - 48%

# Healthy Growth and Development

Healthy growth and development in early life have a profound effect on health across the life span. Research studies over the past decade demonstrated the link between early life events and adult chronic diseases and found that babies born at lower birthweights have an increased risk of developing heart disease, diabetes, and high blood pressure in later life.

## Percent of Births Where Prenatal Care Started in the First Trimester

2004-2008 - 83.5%  
2009-2013 - 79.5%

**Forest County**

2004-2008 - 90.6%  
2009-2013 - 86.6%

**Oneida County**

2004-2008 - 81.3%  
2009-2013 - 77.2%

**Vilas County**

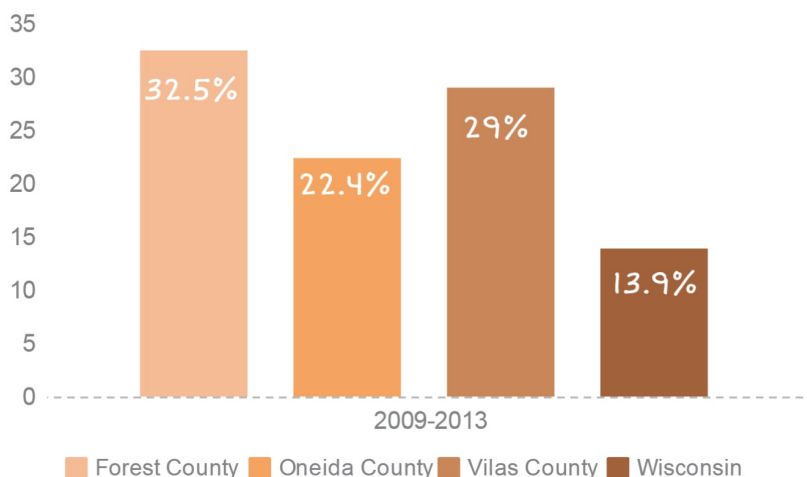
Wisconsin: 2004-2008 - 83.8%, 2009-2013 - 79.1%

## 2009-2013 Percent of Low Birthweight Births



Oneida County - 6.5 %  
Forest County - 6.9 %  
Vilas County - 6.5 %  
Wisconsin - 7.1%

## 2009-2013 Number of Births to Mothers Who Reported Smoking During Their Pregnancy



## Community Data

**Improving women's health for baby's health**

**The type of health insurance women in the Northwoods currently have....**

Employer based - 56 %  
Medicare - 14 %  
Medicaid or other assistance programs - 9 %  
No health insurance - 2.4%

**Reasons for not having health insurance .....**

(1) Cannot afford the premiums  
(2) Employer doesn't offer or stopped offering coverage  
(3) Only a part-time employee

# Injury and Violence

Injuries are the leading cause of death among Wisconsin people age 1-44 years and are a significant cause of morbidity and mortality at all ages. Though many of these deaths due to injury are unintentional, the majority are also preventable. Injuries and violence are not discriminatory; they occur in all ages, races, and socioeconomic classes. However, we do know that some groups are affected more severely.

## Injury Incidents Reported to Law Enforcement

Wisconsin Totals  
Accidents - 117  
Injuries - 82

### Boating

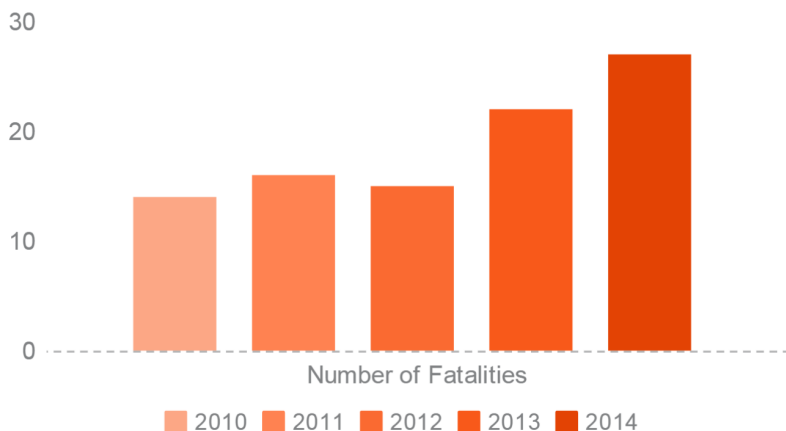
Oneida County - 16  
Forest County - 3  
Vilas County - 18  
Wisconsin - 181

### Snowmobile

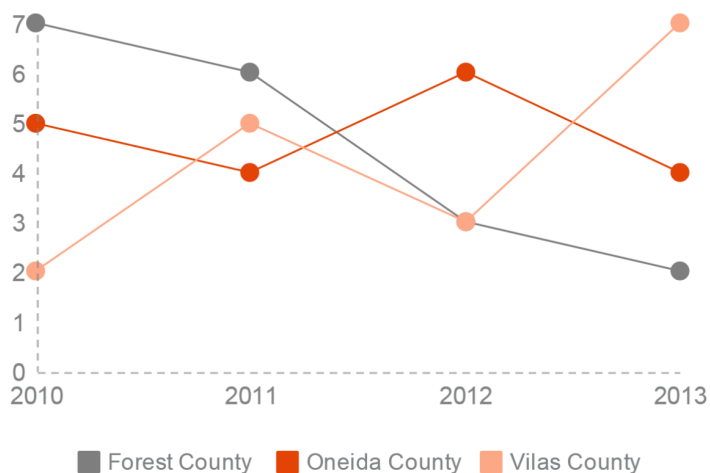
Oneida County - 4  
Forest County - 5  
Vilas County - 0  
Wisconsin - 275

### ATV/UTV

## History of ATV Fatalities in Wisconsin



## Number of Deaths Caused by Motor Vehicle Crashes



## Community Data

How often children wear a helmet when riding a bicycle:

Forest: rarely/sometimes  
Oneida: sometimes  
Vilas: sometimes



How often children wear a helmet when riding a motorcycle:

Forest: sometimes  
Oneida: sometimes/always  
Vilas: sometimes



How often drivers wear a seatbelt:

Forest: often  
Oneida: often  
Vilas: often



# Mental Health

When comparing all diseases, mental illnesses rank first in terms of causing disability in the United States. Mental and physical health are closely connected, mental health disorders are associated with increased rates of chronic health problems and risk factors such as smoking, physical inactivity, obesity, and substance abuse and dependence.

## Comparison of Mortality Rates per 100,000 with Suicide Listed as the Primary Cause of Death

2004-2008 - 9.9  
2009-2013 - 11.7

**Forest County**

2004-2008 - 8.6  
2009-2013 - 13.8

**Oneida County**

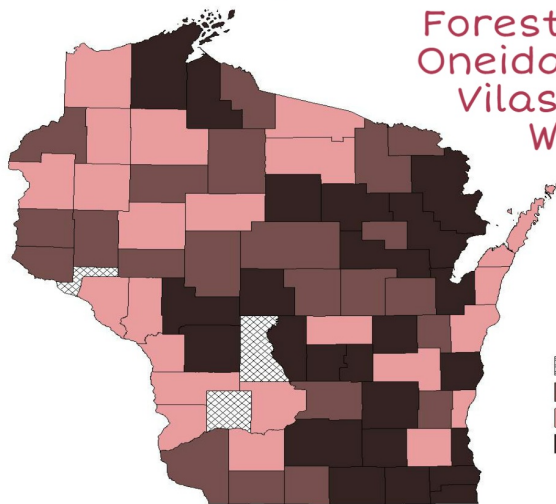
2004-2008 - 9.0  
2009-2013 - 20.0

**Vilas County**

2004-2008 - 12.0  
2009-2013 - 13.1

**Wisconsin**

## 2006-2012 Average Number of Mentally Unhealthy Days per Month



Forest County - 2.4  
Oneida County - 2.8  
Vilas County - 2.6  
Wisconsin - 3.1

No Data  
1.7 - 2.5  
2.6 - 2.9  
3.0 - 6.3

## 9th -12th Grade Suicide Statistics in Wisconsin

Percent of students who seriously considered suicide **13%**

Percent of students who made a plan about how they would attempt suicide **12%**

Percent of students that attempted suicide at least once **6%**

## Community Data

Individuals claiming Mental Health interfered with their usual activities in the past 30 days:

| Forest |       | Oneida |       | Vilas |       |
|--------|-------|--------|-------|-------|-------|
| M      | F     | M      | F     | M     | F     |
| 7.4%   | 17.8% | 18.2%  | 18.2% | 13.0% | 20.0% |



Biggest concerns when seeking Mental Health services:

- No concerns
- Lack of doctors, therapists or counselors
- Cost (no insurance or high co-pays/deductibles)

# Nutrition & Healthy Foods

Healthy eating is a staple for a good life. Adequate and appropriate nutrition is a cornerstone to prevent chronic disease and promote vibrant health. Another key issue for this focus area is food security, or assured access to sufficient and nutritious foods in socially acceptable ways to lead active and healthy lives.

## 2013 Food Share Participants

Children - 40.8%  
Adults (Over 20) - 18.3%

### Forest County

Children - 36.8%  
Adults (Over 20) - 15.4%

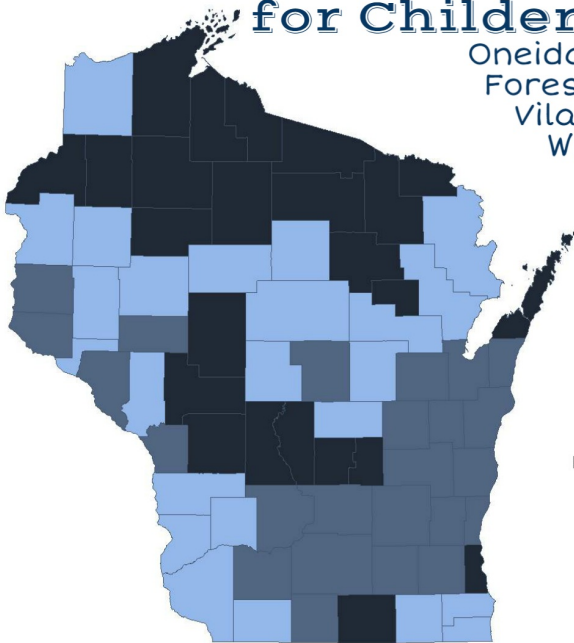
### Oneida County

Children - 30.3%  
Adults (Over 20) - 12.9%

### Vilas County

Wisconsin Average: Children - 34.5% Adults (Over 20) - 19.1%

## 2013 Food Insecurity Rate for Children

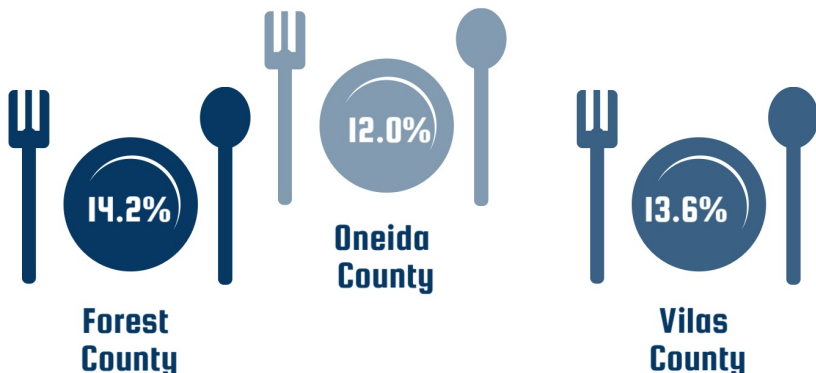


Oneida County - 22.5%  
Forest County - 24.1%  
Vilas County - 25.9%  
Wisconsin - 20.4%

Percent of Households with Children

- 15.9 - 20.6
- 20.7 - 22.4
- 22.5 - 36.8

## 2013 Food Insecurity Rate for All Residents



## Community Data

It was found that residents of the Northwoods **"rarely"** eat five or more servings of fruit and vegetable every day.

Why is this?

Forest

- Not always available
- Cost too much
- Spoil too quickly



Oneida

- Not always available
- Spoil too quickly
- Cost too much

Vilas

- Not always available
- Cost too much
- Other reasons

Percent of Individuals who Reported Using Community Food Programs

Forest: 16.5%

Oneida: 19.7%

Vilas: 18.0%



1 WI DHS Healthiest Wisconsin 2020

2. Wisconsin Department of Health Services, Disease Surveillance System  
3. Wisconsin Food Security Project. Applied Population Lab, University of Wisconsin - Madison. August 2013



# Oral Health

Oral health is essential to the general health and well-being of all Wisconsin people and can be achieved by everyone. Good oral health also includes the ability to carry on the most basic human functions such as chewing, swallowing, speaking, smiling, kissing, and singing. Also, research suggests an association between gum and tissue disease and diabetes, heart disease, stroke and adverse pregnancy outcomes.

## Access to Dental Care - Adults

### Forest County

Dental Visit  
50.9%-62.6%

Dental Cleaning  
44.4%-62.6%

### Oneida County

Dental Visit  
72.3%-79.3%

Dental Cleaning  
71.0%-76.6%

### Vilas County

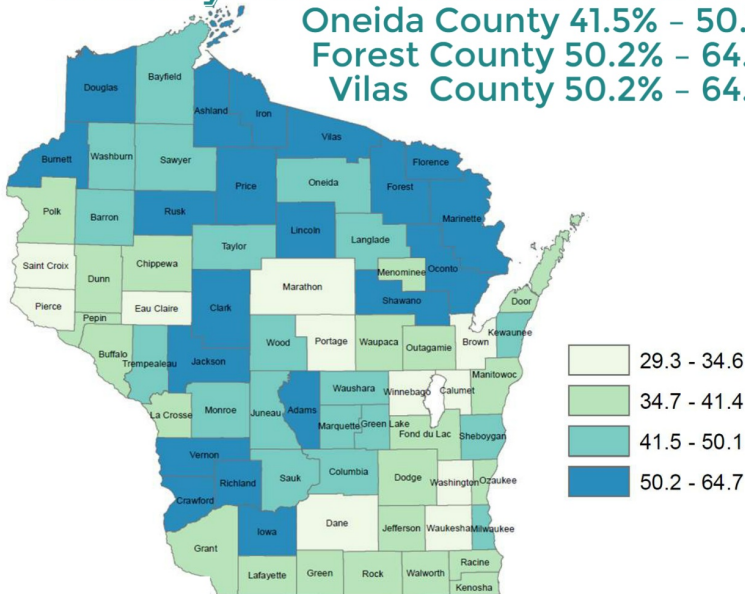
Dental Visit  
79.4%-87.9%

Dental Cleaning  
76.7%-85.0%

Wisconsin Average: Dental Visit -71%. Dental Cleaning - N/A

## Percentage of Adults with at least One Tooth Lost Due to Decay or Gum Disease

Oneida County 41.5% - 50.1%  
Forest County 50.2% - 64.7%  
Vilas County 50.2% - 64.7%



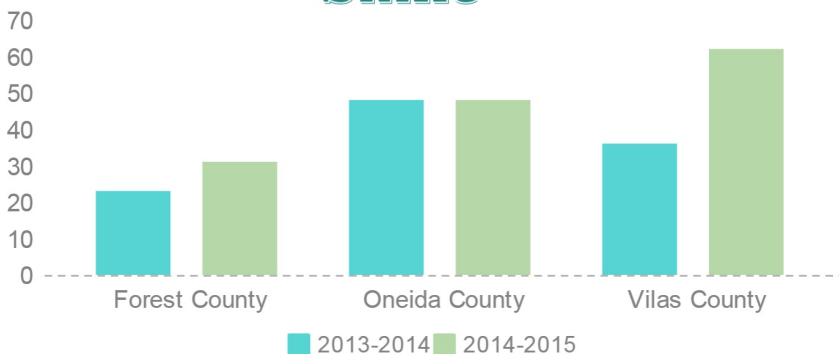
## Community Data

Community members in Forest, Oneida and Vilas county agreed that the top three reasons that keep them from visiting a dentist are:

1. No barriers
2. The cost of dental care
3. Not having dental insurance



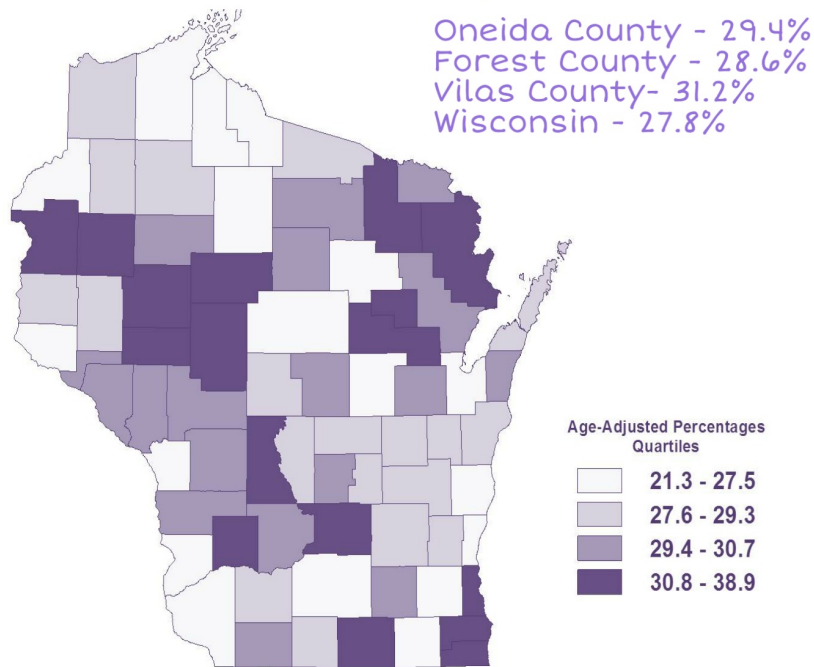
## Percentage of Children Referred for Early or Urgent Dental Care during Seal-A-Smile



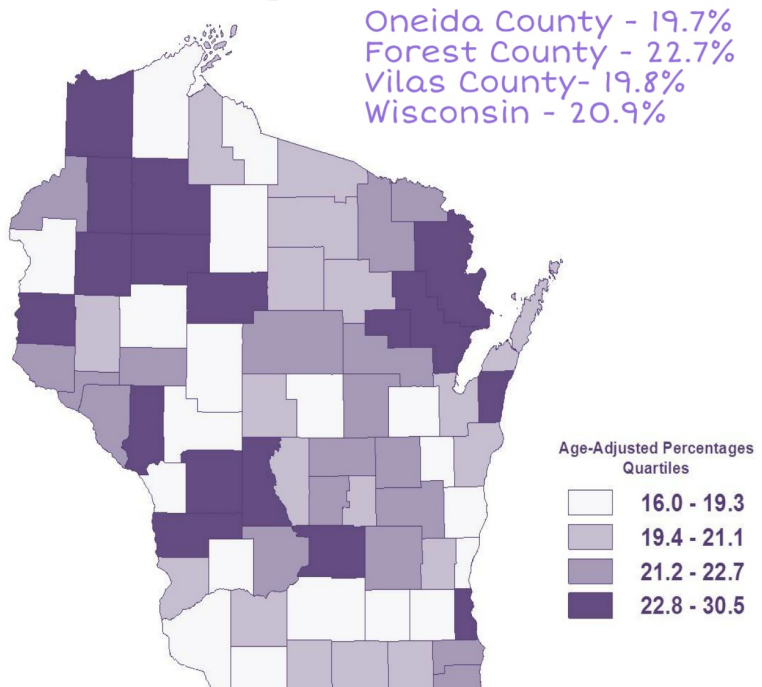
# Physical Activity

Physical activity is important and yet most people don't get enough. The health benefits of physical activity have been studied extensively and are found to be a preventive factor for premature death and diseases such as; coronary heart disease, stroke, some cancers, type 2 diabetes, osteoporosis, and depression.

## 2011 Obesity Rates



## Percentage of Adults Who Are Physically Inactive



## Community Data

Percentage of population using walking trails:

Forest: 46.1%  
 Oneida: 59.8%  
 Vilas: 53.8%



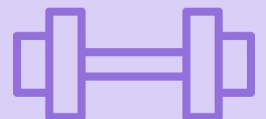
Percentage of population using Parks, Playgrounds, Sports Fields:

Forest: 52.3%  
 Oneida: 63.6%  
 Vilas: 56.9%



Percentage of population using Health Club, Fitness Center, Gym:

Forest: 10.2%  
 Oneida: 37.5%  
 Vilas: 30.5%



# Reproductive and Sexual Health

Unintended pregnancies and sexually transmitted diseases result in tremendous health and economic consequences for individuals and society. A woman with an unintended pregnancy is less likely to seek prenatal care and more likely to expose the fetus to harmful substances. STDs disproportionately affect women and adolescents, these STDs may cause serious, life-threatening complications.

## 2014 Rate of Sexually Transmitted Diseases

Cases per 100,000 population

Forest County

**386**

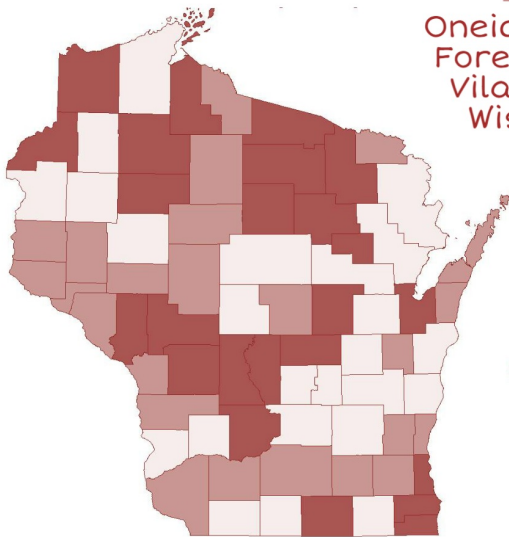
Oneida County

**203**

Vilas County

**196**

## 2009-2013 Teen Birth Rate mothers under 20 years old

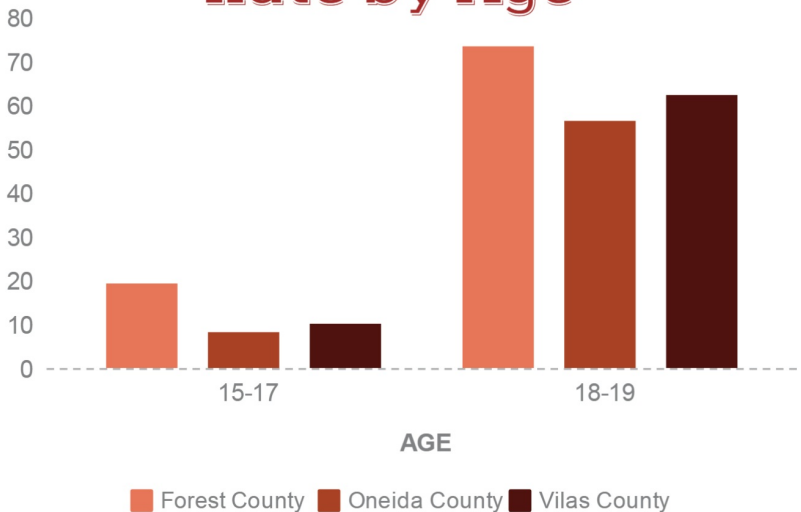


Oneida County - 26.6  
 Forest County - 41.4  
 Vilas County - 32.2  
 Wisconsin - 24.4

Live Births per 1,000 County Population of Females less than 20 Years of Age

|            |              |
|------------|--------------|
| Light Red  | 4.7 - 17.5   |
| Medium Red | 17.6 - 24.8  |
| Dark Red   | 24.9 - 101.0 |

## Comparison of Teen Birth Rate by Age



## Community Data

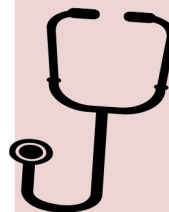
Percentage of women aged 18 and older who reported that they have had a Pap test in the past three years

**Forest County - 83.5%**

**Oneida County - 75.3%**

**Vilas County - 70.5%**

Pap Tests are important for the early detection of cancer and prevention by finding abnormal cells, allowing cancer to be stopped before it starts



1 WI DHS Healthiest Wisconsin 2020  
 2. Wisconsin Department of Health Services, Disease Surveillance System  
 3. Wisconsin Department of Health Services (WISH)  
 4. Wisconsin Department of Health Services (WISH)

# Tobacco Use and Exposure

Tobacco continues to be a devastating health and economic burden on Wisconsin. Each year 8,000 people in Wisconsin die from tobacco-related illnesses. Tobacco use is the single most preventable cause of death and disease in the U.S. Tobacco use in Wisconsin costs more than \$2.2 billion annually in direct health care costs and \$1.6 billion in lost productivity.

## WI WINS Checks

### Retailers Found Selling Tobacco to Minors in 2015

21.1%

**Forest County**

14.6%

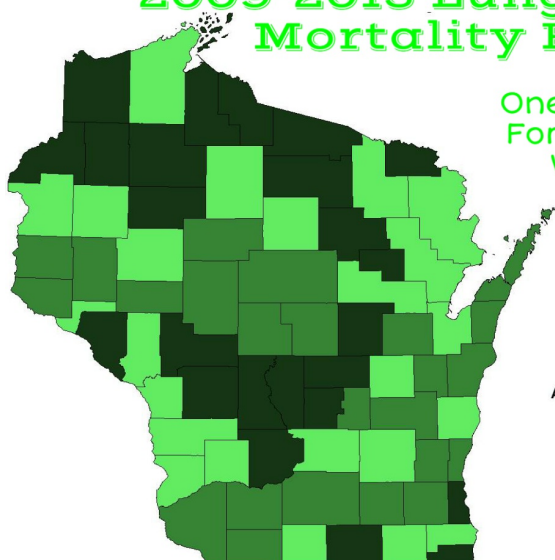
**Oneida County**

22.9%

**Vilas County**

Wisconsin Average: 6.8%

### 2009-2013 Lung Cancer Mortality Rate

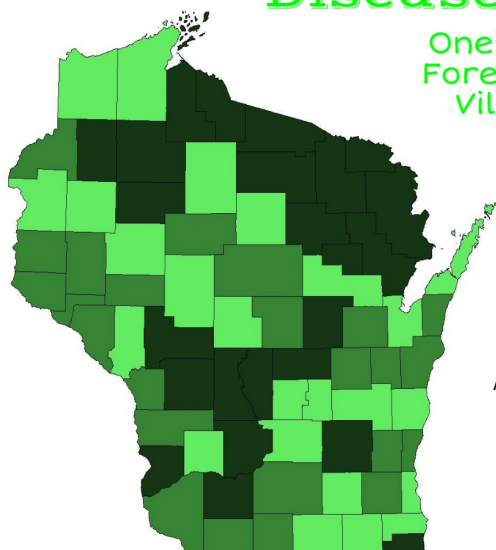


Oneida County - 53.3  
 Forest County - 45.9  
 Vilas County - 49.4  
 Wisconsin - 44.8

AA Rate per 100,000 Population  
 By County of Residence

30.6 - 41.9  
 42.0 - 48.9  
 49.0 - 78.2

### 2009-2013 Mortality Rate for Smoking Related Diseases



Oneida County - 247.1  
 Forest County - 257.3  
 Vilas County - 250.6  
 Wisconsin - 218.4

AA Rate per 100,000 Population  
 By County of Residence

174.3 - 209.9  
 210.0 - 241.6  
 241.7 - 328.8

## Community Data

### Cigarette Usage

Forest:

Everyday: 12.5%  
 Some days: 4.7%  
 Never: 82.8%

Oneida:

Everyday: 8.7%  
 Some days: 5.1%  
 Never: 86.2%

Vilas:

Everyday: 15.9%  
 Some days: 4.6%  
 Never: 79.5%

### Snuff, Snus or Chewing Tobacco Usage

Forest:

Everyday: 2.4%  
 Some days: 3.8%  
 Never: 93.8%

Oneida:

Everyday: 0.5%  
 Some days: 1.1%  
 Never: 98.4%

Vilas:

Everyday: 1.6%  
 Some days: 1.1%  
 Never: 97.2%